

Transfer from Kansai International Airport (KIX) to Kyoto

From KIX Airport to Kyoto Station

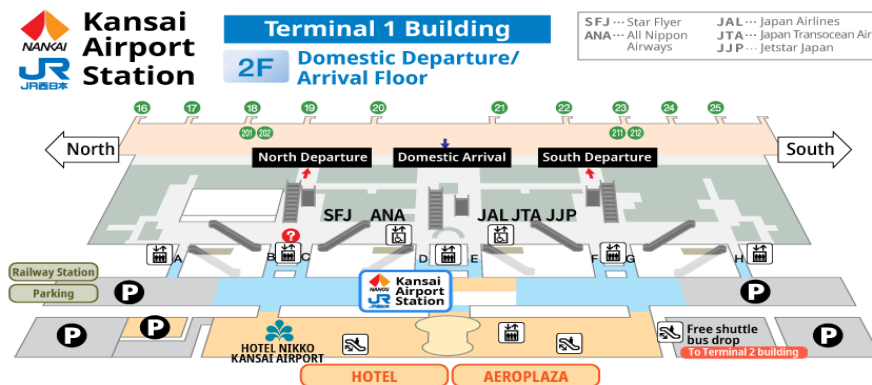
To Kyoto/Osaka by train

- After your arrival at KIX Airport, please go to 2nd floor, following the sign of 'JR' (Japan Railways.)




International Arrival Floor /Bus/TAXI	1F
Domestic Departure- Arrival /Trains	2F
Restaurants and Shops	3F
International Departure	4F

Kansai Airport Station MAP (2nd Floor)



KIX Airport Station

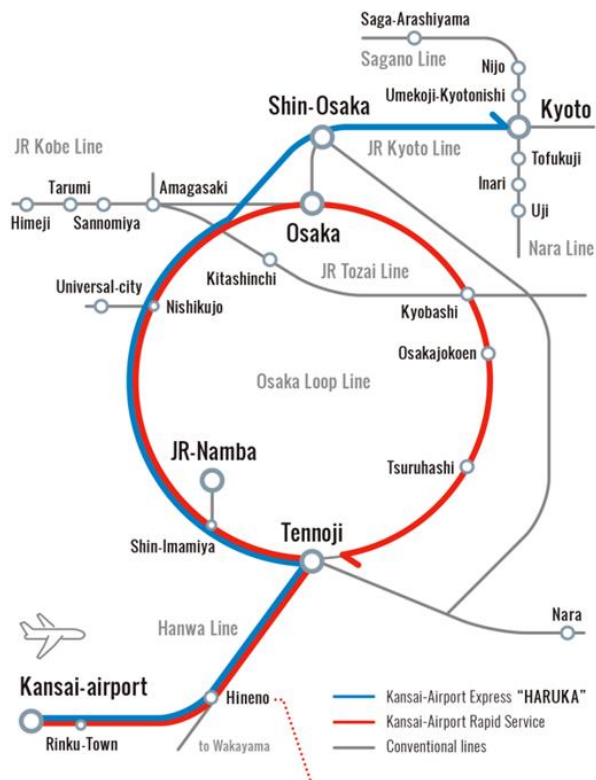


There are two Railways at the railway station on 2nd Floor, JR-West Line (colored in blue) and Nankai Electric Railway (colored in orange) as you can distinguish through the entrance's colors above.

Both railways are convenient lines leading you to major cities/areas in Kansai regions.

URL: [Train | Kansai International Airport \(kansai-airport.or.jp\)](http://kansai-airport.or.jp)

Major destinations in Kansai regions



Nankai Railways (To Osaka)

[Company TOP](#) | [Nankai Electric Railway Co.,Ltd.](#)



Nankai Railways is one of popular lines in Kansai regions, especially known for The Nankai Airport Express and the Limited Express Rapi:t, that connect KIX with *Namba* Station, which is an important

transportation hub in the “*Minami*” district of Osaka.

- Duration to *Namba* by Nankai Airport Express: 44 minutes Fare: 920 yen for adult
By Limited Express *Rapi:t*: 34-37 minutes Fare: app. 1,450 yen for adult
- *There are two routes on *Rapi:t* in the following: *Rapi:t* α 34 minutes 6 Stops /
Rapi:t β 37 minutes and 8 Stops
- Child fare is a half price.

Timetable of Airport Express and *Rapi:t

Airport Express runs from 05:45 to 23:55 in almost every 20 minutes from KIX.

Rapi:t runs from 06:53 to 23:00 in almost every one hour from KIX.

- For further information please refer to the links below.

[Timetable of Trains Between Namba and Kansai Airport](#) | [Find my Osaka-Japan \(howto-osaka.com\)](#)

JR Line (To Kyoto)

If your destination is Kyoto, please go to **JR-West entrance** (colored in Blue) and take **JR HARUKA**.

Information on JR-West: <https://www.westjr.co.jp/global/en/howto/>

JR HARUKA (designed with Hello Kitty character)



JR Haruka is a limited express on the route which connects KIX with Kyoto.

- duration from KIX airport to Kyoto Station is app.1 hour and 20 minutes.
- Only app. 4 stops at Tennouji- Shinosaka-Takatsuki- Kyoto (tentative)
- The train has first-class, reserved and non-reserved seating, with toilet, luggage racks etc.
- Operated in every 30 minutes.

Buying ticket for Airport Express 'Haruka'



Buying at ticket vending machine

Please refer to the following video on 'how to buy the ticket for Haruka'.

Video URL: [West Japan Railway Company - Ticket Deals and Passes \(westjr.co.jp\)](https://www.westjr.co.jp/en/ticket-deals-and-passes)

Buying at JR Ticket Office

Please ask at Information desk at the ticket, 'oneway ticket of Haruka to Kyoto'.

*Fare and Duration of Haruka as of August 2022

Route	Non-reserved seat	Reserved seat	Green seat (First-class seat)	Duration
KIX ⇒ Tennouji	1,740 yen	2,270 yen	3,040 yen	app. 35 minutes
KIX ⇒ Shinosaka	2,380 yen	2,910 yen	3,680 yen	app. 50 minutes
KIX ⇒ Kyoto	2,900 yen	3,430 yen	4,200 yen	app. 1 hour and 20 minutes

- The fare differs according to seasons.

*How to read Digital Information Board



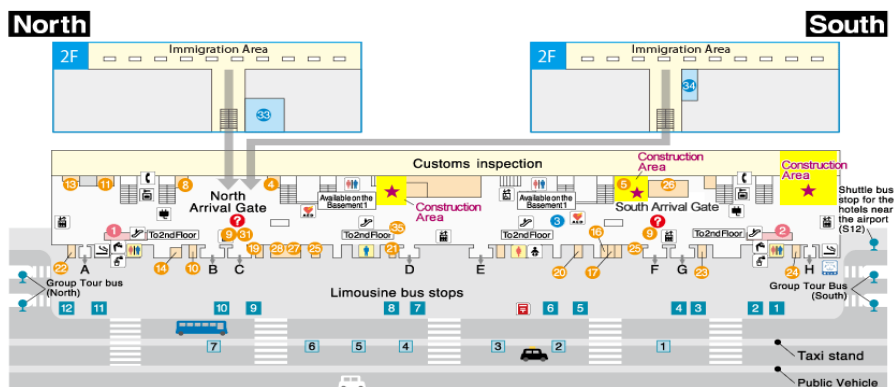
To Kyoto Station by Limousine Bus

KIX Tourist-Information Center (1st floor)



Opening hours: 09:30am- 19:30pm everyday

Limousine Bus is another option for your transfer to Kyoto, Osaka, or other cities in Kansai regions. After your arrival, please go to the 1st floor.



The bus terminal and Taxi stands are just outside of Immigration arrival on 1st floor. There are Limousine Bus ticket vending machines and information desk.



- Duration: to Kyoto app. 90 minutes Fare: app. 2,500-2,600 yen for adult
to Osaka app. 60 minutes Fare: 1600 yen for adult

*Please note that fare rates may vary depends on bus route to destination.

- Child fare is a half price.

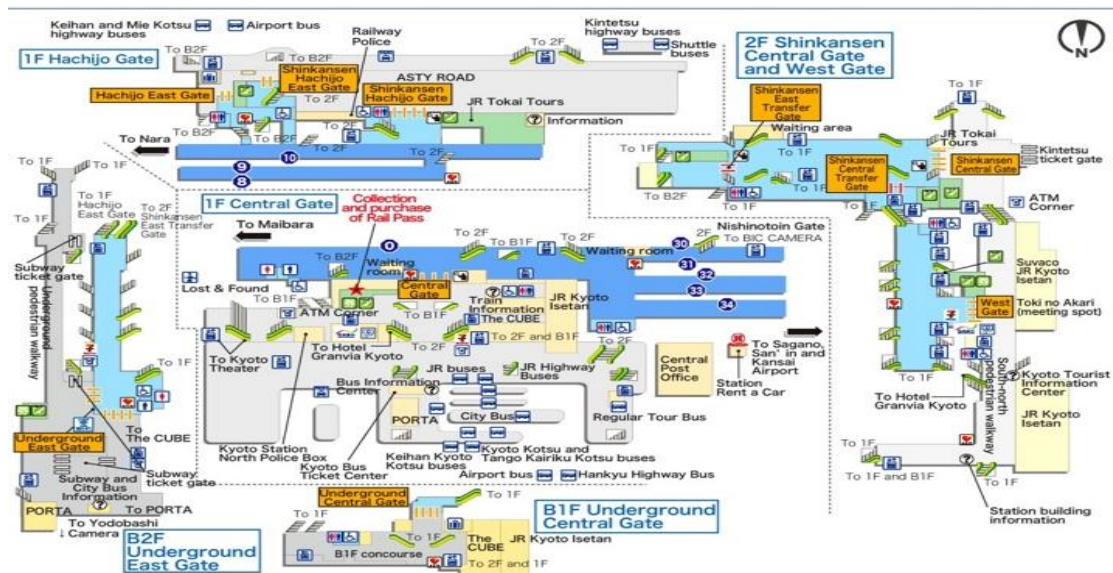
Arrival at Kyoto Station



Kyoto Tourist Information Center (as the photo above right)

Opening hours: 08:30am- 19:00pm everyday

- The center is situated on the second floor pedestrian walkway of Kyoto station building.



To your destination by Taxi

After arrival at Kyoto station, a taxi ride in the city can be a swift and comfortable especially when you are tired due to a long flight or carrying heavy luggage.

Using a taxi ride can be cost effective if you travel in groups or over short distances.

Taxi Ranks at Kyoto station



There are two taxi ranks at Kyoto Station on the north and south side of the building.

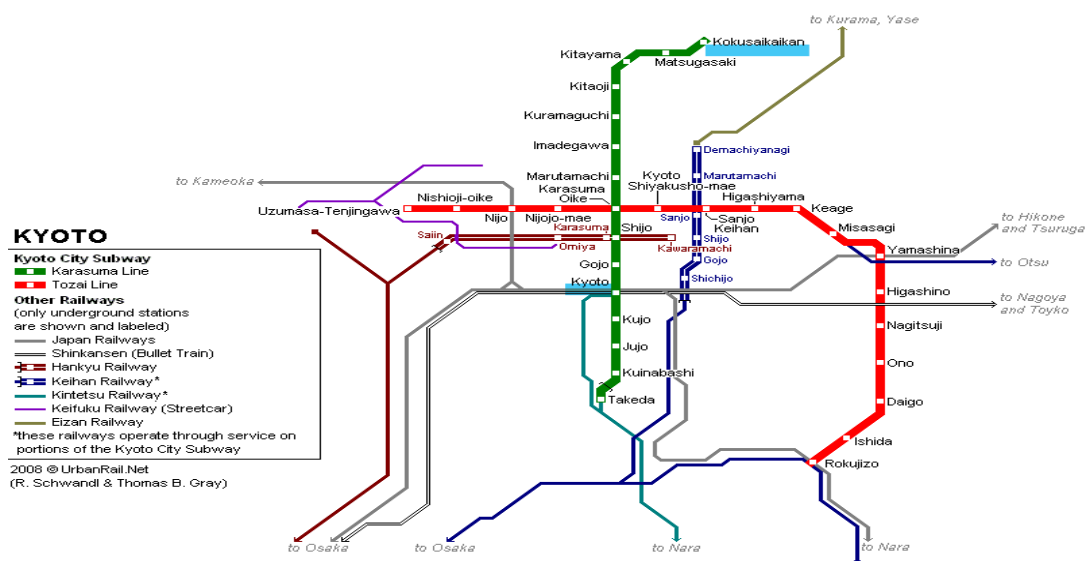
It is easy to hail a taxi on the street too.

- Taxi Fares differ according to the size of the taxi. Tip to Taxi drivers is unnecessary in Japan.
- Please tell your destination to Taxi driver, and if necessary, show the driver map or address indicating your destination.
- Please check the taxi meter for your payment upon arrival. (See the photo above right)

LOCAL TRANSPORTATION IN KYOTO

Public transport in Kyoto is well organized.

Many trains run through the city, such as the Kyoto City Subway, JR line, Hankyu Railway and Keihan Railway.



The Kyoto City Subway is composed of 2 lines: Karasuma Line runs north-south, and the Tozai Line runs east-west.

Nearest station to **ICC Kyoto** (the conference venue) is *Kokusaikaikan* on the Karasuma Line.
(Please see the map above.)

For further travel information in Kansai regions,
please check <https://www.japan-guide.com/list/e1105.html>.